



Trident BLISS

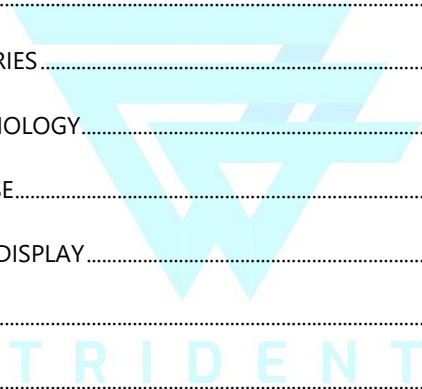


Air Purification.
Reinvented.

USER MANUAL

Contents

REPAIR ADVICE.....	3
STATEMENT OF ENVIRONMENT IMPACT	3
TECHNICAL SPECIFICATIONS	3
CUSTOMER SERVICE	3
WARRANTY	3
PACKING LIST.....	4
PRODUCT & ACCESSORIES	4
SAFE AIR DOME TECHNOLOGY.....	5
INSTRUCTIONS FOR USE.....	6
AIR QUALITY COLOUR DISPLAY.....	7
WI-FI CONNECTION	7
SAFETY PRECAUTIONS.....	8
CLEANING & MAINTENANCE	9
COMMON TROUBLESHOOTING METHODS.....	10



REPAIR ADVICE

1. Please read this user manual to operate this product properly and safely.
2. Only Plasma Science technicians who have undergone the required training are able to fix the air purifier.
3. Please inform Plasma Science Pte Ltd when the air purifier is malfunctioning and do not attempt to fix it. Unplug the wire and switch off the power and leave the rest to our technicians.

STATEMENT OF ENVIRONMENT IMPACT

1. All the packaging materials are recyclable and environmentally friendly. To preserve a healthy environment, kindly dispose of these packaging materials in an eco-friendly manner.
2. Please keep packaging materials away from children as playing with plastic films and cartons can result in a room-breathing mishap.
3. Please help safeguard the environment by recycling or disposing of waste properly.

TECHNICAL SPECIFICATIONS

Rated Voltage	220V
Rated Frequency	50Hz
Rated Power	30W
Smoke CADR	160 m3/h
Formaldehyde CADR	100 m3/h
Estimated Lifespan	10 Years
Coverage Area	Up to 30sqm

CUSTOMER SERVICE

Email: sales@tridentair.sg
 Phone: +65 94573681
 Operating hours: Monday - Friday 9:00am - 5:00pm
 Website: www.tridentair.sg

Company: PLASMA SCIENCE PTE LTD
 Address: 7 Yishun Industrial Street 1 #03-49 North Spring Bizhub, Singapore 768162

WARRANTY

NOTE: Please keep e-receipt as proof of purchase.

Standard Warranty Period: 2 years against manufacturer's defects, unless otherwise stated.

Standard warranty is on-site service for first 30 days, and thereafter, CARRY-IN service to Trident Customer Service Centre:

7 Yishun Industrial Street 1 #03-49 North Spring Bizhub
 Singapore 768162

For pick-up & delivery and on-Site service, additional charges apply. Please contact our customer hotline to arrange an appointment.

PACKING LIST

Item Description	Quantity
Trident Air BLISS	1 PC
High Efficiency CAGE Filter	2 PCs
Ozone Emission Removal Filter (Built-in)	1 PC
Cold Plasma Activator (Built-in)	1 PC
Power Adapter	1 PC

PRODUCT & ACCESSORIES




Diagram 1

1. Air Inlet Mesh Pre Filter Cover
2. Calibrated Advanced Graphene Electrostatic (CAGE) filter
3. PM2.5 Indicator
4. Control Panel
5. Air Outlet Louvers

Diagram 2

6. PM2.5 Sensor Cover
7. Power Source

SAFE AIR DOME TECHNOLOGY



Trident's Triple Action HUNT-CATCH-KILL Overview:

With proprietary cold plasma activator and patent-pending CAGE filters, Trident keeps your air SAFE and CLEAN.

HUNT

The Trident Cold Plasma Activator (**3, built-in**) simulates the sun's process of diffusing positive and negative oxygen ions while producing no heat, light, or other unwelcome byproducts. Sanitizing surfaces and the air effectively. 99.99% of the airborne viruses, germs, VOCs, and allergens are hunted and killed by the ions that are released into the environment.

CATCH

Larger particles from PM5.0, pollutants, and allergens such as pollen, pet hair, and dander are captured by the mesh cover pre-filter (**1**). These durable pre-filters are washable and reusable for up to 10 years.

By using less energy and having higher Clean Air Delivery Rate (CADR), Trident's CAGE (Calibrated Advanced Graphene Electrostatic) filters (**2**) can clean and disinfect an area up to five times faster than conventional mechanical filters.

CAGE filters effectively eradicate smoke and odor with its strong 99.9% absorption rate of tiny and aerosol particles of 0.1-micron size. The CAGE plates also create potent 4–8KV voltage charge that rapidly kills bacteria and viruses by obliterating their proteins and cells. These CAGE filters are washable and reusable up to 10 years.

Ozone Emission Removal filters (**built-in**) eliminate harmful ozone gas from the environment to less than 1 part per billion (ppb).

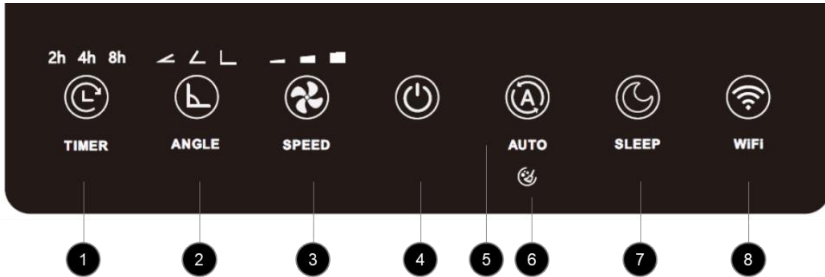
KILL

The revolutionary triple action **Safe Air Dome** Technology is developed in collaboration with a group of passionate scientists and engineers to inhibit virus and bacteria transmission within 30 minutes of usage and achieves up to 99.99% disinfection.

Applications:

Suitable for use at places such as homes, workplaces, schools, hospitals, restaurants, daycare facilities, and clinics.

INSTRUCTIONS FOR USE



1. **TIMER:** Quickly pressing the timing icon, shifts the timer from 2, 4, 8 Hours.
2. **FAN LOUVER ANGLE:** Shifts angle of louvers at 30, 60, and 90 degrees, as shown on the display icon 2.
3. **FAN SPEED:** Press the button quickly to switch to speeds 1–3 and simultaneously display icon 3.
4. **ON/OFF:** The power button icon turns red whenever the wall socket connected to Trident is turned on. Pressing the power button will turn the power on or off accordingly. All keys will illuminate in white when the machine is turned on.

CHILD-LOCK: Press and hold to turn on and off Child-Lock function.
5. **AUTO MODE:** Press this button to enter into AI-mode where fan speed increases according to the air quality detected by built-in PM2.5 sensor.
6. **WASH FILTER REMINDER:** Smaller display icon 6 will flash to remind users to wash filters. Long press icon 5 for 3 secs to reset the “wash filter” reminder.
7. **SLEEP:** Press this button to enter sleep mode, where the lights are turned off and fan is reduced to low speed.
8. **WIFI:** Press this button to enter WIFI-enabled configuration mode, and phone app will be able to search for device to add.

AIR QUALITY COLOUR DISPLAY

According to the current *PM2.5 condition*, the machine **PM2.5 indicator light** above the front panel changes colour:



The current PM2.5 value will simultaneously be displayed in the display window on the control panel.

WI-FI CONNECTION

DOWNLOAD APP AND REGISTRATION

1. To download the "Smart Life" app, scan the QR code below. Alternatively, you may also search for "Smart Life" in the Google Play or iOS App Store.
2. Launch the App and select "Register" to create an account with "Smart Life" using your phone number or email address to log in.
3. Press and hold on the WIFI (8) button to activate the WiFi on BLISS.
4. Do ensure that your phone's WiFi is connected to 2.4GHz, instead of 5.0GHz, prior to "add device".
5. On the app, click "add device" or press "+" in the top right corner of the homepage. There are two ways to access the "add device" page: manually adding WiFi or automatically search for devices.

When adding a device manually, select any product from the product ring to enter a new homepage and make sure the indicator light flashes quickly.

Ensure that both your phone and smart gadget are powered on and linked to your WiFi. If the WiFi indicator on BLISS does not flash, please press and hold the button again for at least 3 seconds until the indicator light begins to flash rapidly, indicating BLISS is ready for configuration.



SAFETY PRECAUTIONS

ABOUT POWER

1. Only make use of three-pin sockets that adhere to the nameplate's standard voltage.
2. If the power cord, plug, or power socket is damaged, do not use this product.
3. You must hold the plug when unplugging the electricity rather than pulling the cord to prevent electric shock or fire from a short circuit.
4. Regularly remove any dust from the power plug.
5. The manufacturer or trained maintenance employees must replace the power cord if it is damaged.

WHEN IN USE

1. Never operate the machine without filters in place.
2. Avoid sticking your fingers or other objects inside the air intake or outlet.
3. Avoid obstructing the air intake or outlet.
4. Avoid touching or putting anything near a heat source (such as heating stove and other places that may be exposed to flammable gas).
5. You should disconnect the power cord from the wall socket right away if there is any smoke, stench, or other malfunctions.

SERVICE RESTRICTIONS

1. To prevent electric shock, fire, and other harm, never use equipment in a space filled with flammable gases such as hydrogen, natural gas, propane, etc.
2. To prevent electric shock, fire, or other damage, do not use it in unstable locations such as easy-dumping, hot, humid, or wet locations such as bathrooms.

ABOUT MOVING

1. When moving the machine, ensure that it is unplugged.
2. To prevent the machine from falling and injuring people, grab the handle on the side of the machine while moving; do not hold the front panel.

NOTICE FOR CLEANING

1. Never wash the Ozone Emission Removal filters with water.
2. Use caution when cleaning the equipment because harsh detergents that are corrosive will scratch the surface.
3. Always use soft cloths to wipe machine surfaces; otherwise, they risk being fractured or damaged.
4. Avoid using alcohol or other organic solvents to clean the device because doing so could harm it or result in electric shock, fire, etc.
5. Please unplug the machine from the electrical outlet while cleaning or not using the machine, as doing so could result in an electric shock or a fire from a short circuit.

CLEANING & MAINTENANCE

OUTLET FAN LOUVER CLEANING

1. To get rid of dust and debris, use a soft brush. Or use a slightly damp cloth to clean the louvers.
2. Avoid using any abrasives or cleaning pads on any sections of the equipment and, if necessary, use a paper or cloth that has been mildly moistened to remove big deposits.

PM2.5 SENSOR CLEANING *(for devices delivered before 15th February 2023)*

1. Remove the PM2.5 Sensor cover.
2. Clean the lens, air intake, and air output with a damp cotton swab.
3. To get rid of any remaining water stains on the dust sensor, use a dry cotton swab.
4. Clean the PM2.5 sensor whenever readings are erratic.

CLEANING OF AIR INLET MESH PRE-FILTER COVERS

Depending on the environment in which it is used, the aluminum mesh filter needs to be cleaned at least once every four months. It captures big particles >5 microns onwards, and pet dander, hair, tiny insects etc.

1. Use a vacuum cleaner to get rid of any dust or fluff.
2. Apply mild detergent and wash with a shower head.
3. Rinse the filter well to get rid of any remaining soap.
4. Air-dry or use hair dryer to dry the filters.

CLEANING OF CAGE FILTERS

1. Remove CAGE filters.
2. Spray mild detergent onto the plates and leave it for 2-3 minutes.
3. Alternately, place it in water with mild detergent and let it soak for 5 minutes.
4. Then use a shower head to spray clean.
5. Let the sun dry the filter or use a hair dryer to blow off remaining water.

WHOLE MACHINE CLEANING

1. Clean with a damp sponge or cloth.
2. DO NOT immerse the whole set into water.

TRIDENT

COMMON TROUBLESHOOTING METHODS

MALFUNCTION	POSSIBILITY	METHOD
Touch panel does not respond when pressed.	Voltage fluctuation could be the result of prolonged use.	It is advised to turn off the power source and wait five seconds before turning it back on.
The effects of purification and dust removal are not immediately apparent, and the air quality does not significantly improve.	<p>The device is without a filter.</p> <p>The equipment is situated in a constrained space or there are obstructions around, which reduces the effect of purification.</p> <p>The filter is very filthy.</p>	<p>Set up the filter.</p> <p>Remove the obstruction or find another location.</p> <p>Filter cleaning.</p>
Unacceptably loud running noise	<p>Whether the installation is inadequately sturdy.</p> <p>Some objects may have dropped into the fan area.</p> <p>Wheel balance is off.</p>	<p>Message the after-sales service department.</p> <p>Debris removal.</p> <p>Moving it around and checking the wheels.</p>
The filter won't fit.	The filter is fitted in reverse.	Align the bottom slot of the filter with the proper adjustment.
The device is not turning on.	Filter cover is open or improperly placed filter.	Put the cover and filter back on. Speak to the customer service department.
Anomalies in fan motors.	Motor turns plugging/ motor overheat protection, machine prompts, and does not work.	Unplug, give it time to cool, and then reconnect. If the problem persists, contact customer service.



TRIDENT

www.tridentair.com



BACKED BY SCIENCE. LOVED BY PEOPLE.

Scientifically Proven To Eliminate Viruses, Bacteria, VOCs, Allergens, Odours And Dust With Up To 99.99% Efficacy.

TRIDENT BLISS

KEY FEATURES:

- Fastest Air & Surface Sanitization
- Washable Filters with No Costly Replacements
- Smart Auto Mode with WIFI Control
- Super Low Energy Consumption
- Smart PM2.5 Air Quality Sensor
- Lightweight, Portable.

TECHNICAL SPECIFICATIONS:

Dimensions: 220x220x320mm
 Coverage: Up to 30sqm
 CADR: 160m3/h
 Power: 10-30W
 Speed: 1, 2, 3, AUTO
 WIFI: Enabled
 Noise: 18Db(A) - 40 Db(A)



BACKED BY SCIENCE. LOVED BY PEOPLE.

Scientifically Proven To Eliminate Viruses, Bacteria, VOCs, Allergens, Odours And Dust With Up To 99.99% Efficacy.

TRIDENT SQUARE

KEY FEATURES:

- Fastest Air & Surface Sanitization
- Washable Filters with No Costly Replacements
- Smart Auto Mode with WIFI Control
- Super Low Energy Consumption
- Dual Air Quality Sensors PM2.5 & TVOC
- Wall Mountable

TECHNICAL SPECIFICATIONS:

Dimensions: 480x480x180mm
 Coverage: Up to 40sqm
 CADR: 300m3/h
 Power: 14-58W
 Speed: 1, 2, 3, 4, 5, 6, AUTO
 WIFI: Enabled
 Noise: 20Db(A) - 50 Db(A)



BACKED BY SCIENCE. LOVED BY PEOPLE.

Scientifically Proven To Eliminate Viruses, Bacteria, VOCs, Allergens, Odours And Dust With Up To 99.99% Efficacy.

TRIDENT PLUS

KEY FEATURES:

- Fastest Air & Surface Sanitization.
- Washable Filters with No Costly Replacements
- Smart Auto Mode with WIFI Control
- Super Low Energy Consumption
- Dual Air Quality Sensors PM2.5 & TVOC

TECHNICAL SPECIFICATIONS:

Dimensions: 365x365x675mm
 Coverage 60sqm - 138sqm
 CADR: 1000m3/h
 Power: 14-128W
 Speed: 1, 2, 3, 4, AUTO
 WIFI: Enabled
 Noise: 30Db(A) - 60 Db(A)

Developed & Assembled in Singapore by Plasma Science in collaboration with the Agency for Science, Technology and Research's (A*STAR) Institute of Materials Research and Engineering.



Safe, Clean Air Guaranteed



Destroys all airborne viruses (including Sar-Cov-2), bacteria, mold, VOCs and pm2.5 pollutants



Complete Protection Purify and cleanse the air around you



Cutting-Edge Technology Built with tech developed in conjunction with A*STAR



Quick & Efficient Fastest virus disinfection rate in the industry